

Principles of Epidemiology

Dr. Latefa Dardas



Epidemiology - Definition

- epi – means “on, upon, befall”
- demo – means “people, population, man”
- ology – means study of

❖ Literally, epidemiology means: the science which deals with what falls upon people.

“upon”
epi
“people”
demo
“study”
ology

Epidemiology - Definition

- An investigative method used to detect the cause or source of diseases, disorders, syndromes, conditions, or perils that cause pain, injury illness, disability, or death in human populations or groups.
- Study of the occurrence and distribution of health-related diseases or events in specified populations, including the study of the determinants influencing such states, and the application of this knowledge to control the health problem.
- Also involves characterizing the distribution of health status, diseases, or other health problems in terms of age, sex, race, geography, religion, education, occupation, behaviors, time, place, person, etc.

Epidemiology - Definition

- Serves as the foundation and logic of interventions made in the interest of public health and preventive medicine.
- It is considered a cornerstone methodology of public health research, and is highly regarded in evidence-based medicine for identifying risk factors for disease and determining optimal treatment approaches to clinical practice.

Epidemiology - Definition

- In the work of communicable and non-communicable diseases, the work of epidemiologists range from outbreak investigation to study design, data collection and analysis including the development of statistical models to test hypotheses and the documentation of results for submission to peer-reviewed journals.
- Epidemiologists may draw on a number of other scientific disciplines such as biology in understanding disease processes and social science disciplines including sociology and philosophy in order to better understand proximate and distal risk factors

Purposes of Epidemiology

- To explain the etiology (cause) of a single disease or group of diseases using information management.
- To study the history and trends of a disease.
- To determine if data are consistent with proposed hypothesis.
- To provide a basis for developing control measures and prevention procedures for groups and at risk populations.

Who is an Epidemiologist ?

A professional who strives to **study** and **control** the factors that influence the occurrence of disease or health-related conditions and events in specified populations and societies, has an experience in **population thinking** and **epidemiologic methods**, and is knowledgeable about **public health** and **causal inference** in health.

Terms to Know

- **Disease**: a pattern of response by a living organism to some form of invasion by a foreign substance or injury which causes an alteration of the organisms normal functioning.
 - also - an abnormal state in which the body is not capable of responding to or carrying on its normally required functions.
- **Pathogens**: organisms or substances such as bacteria, viruses, or parasites that are capable of producing diseases.
- **Pathogenesis**: the development, production, or process of generating a disease.
- **Pathogenicity**: describes the potential ability and strength of a pathogenic substance to cause disease.

Terms to Know

- **Infective diseases** are those which the pathogen or agent has the capability to enter, survive, and multiply in the host.
- **Virulence** the extent of pathogenicity or strength of different organisms.
 - the ability of the pathogen to grow, thrive, and to develop all factor into virulence.
 - the capacity and strength of the disease to produce severe and fatal cases of illness.
- **Invasiveness** the ability to get into a susceptible host and cause a disease within the host
 - The capacity of a microorganism o enter into and grow in or upon tissues of a host.

Terms to Know

- **Etiology**: the factors contributing to the source of or causation of a disease.
- **Toxins**: a poisonous substance that is a specific product of the metabolic activities of a living organism and is usually very unstable.
 - notably toxic when introduced into the tissues, and typically capable of inducing antibody formation.
- **Antibiotics**: a substance produced by or a semisynthetic substance derived from a microorganism and able in dilute solution to inhibit or kill another microorganism.

Terms to Know

- **Endemic:** the ongoing, usual level of, or constant presence of a disease in a given population. Or, disease or condition present among a population at all times.
- **Hyperendemic:** persistent level of activity beyond or above the expected prevalence.
- **Holoendemic:** a disease that is highly prevalent in a population and is commonly acquired early in life in most all of the children of the population.
- **Epidemic:** outbreak or occurrence of one specific disease from a single source, in a group population, community, or geographical area, in excess of the usual level of expectancy.
- **Pandemic:** epidemic that is widespread across a country, continent, or large populace, possible worldwide.

Terms to Know

- **Incidence:** the extent that people, within a population who do not have a disease, develop the disease during a specific time period. [**# of new cases of disease / total # at risk**].
- **Prevalence:** the number of people within a population who have a certain disease at a given point in time. **# cases existing at one time.**
- Prevalence relies on 2 factors:
 - How many people have had the disease in the past
 - Duration of the disease in the population

Incidence =

of New Cases Occurring in a Given
Population in a Specified Time Period
 Population at Risk in That Time Period

Prevalence =

of Cases Existing in a Given
Population at a Single Point in Time
 Population at That Time

Comparing Population Characteristics



Rates help us compare health problems among different populations that include two or more groups who differ by a selected characteristic.

The Epidemiology Triangle

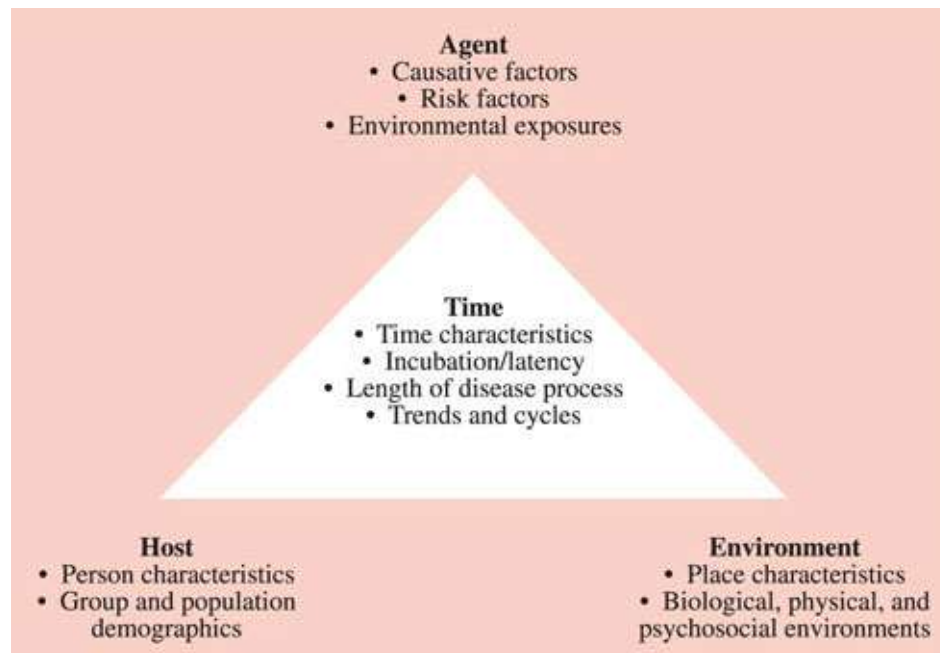
- Outbreaks in a population often involves several factor and entities.
- Many people, objects, avenues of transmission, and organisms can be involved in the spread of disease.
- Epidemiologist have created a model to help explain the multifaceted phenomena of disease transmission: the epidemiology triangle.
- Many diseases rely on an agent or single factor for an infectious disease to occur.
- Epidemiologist use an ecological view to assess the interaction of various elements and factors in the environment and disease-related implications.
- When more than a single cause must be present for a disease to occur, this is called multiple causation.

The Epidemiology Triangle

- The interrelatedness of 4 factors contribute to the outbreak of a disease:
 1. Role of the host
 2. Agent
 3. Environmental circumstances
 4. Time
- The epidemiology triangle is used to analyze the role and interrelatedness of each of the four factors in epidemiology of infectious diseases, that is the influence, reactivity and effect each factor has on the other three.

The Epidemiology Triangle

- The **agent** is the cause of the disease
 - Can be bacteria, virus, parasite, fungus, mold
 - Chemicals (solvents), Radiation, heat, natural toxins (snake or spider venom)
- The **host** is an organism, usually human or animal, that harbors the disease.
 - Level of immunity, genetic make-up, state of health, and overall fitness within the host can determine the effect of a disease can have upon it.
- The **environment** is the favorable surroundings and conditions external to the human or animal that cause or allow the disease or allow disease transmission.
 - Environmental factors can include the biological aspects as well as the social, cultural, and physical aspects of the environment.
- **Time** accounts for incubation periods, life expectancy of the host or pathogen, duration of the course of illness or condition.



The Epidemiology Triangle

- The mission of the epidemiologist is to break one of the legs of the triangle, which disrupts the connection between environment, host, and agent, stopping the continuation of an outbreak.
- The goals of public health are the control and prevention of disease.
- By breaking one of the legs of the triangle, public health intervention can partially realize these goals and stop epidemics.
- An epidemic can be stopped when one of the elements of the triangle is interfered with, altered, changed or removed from existence.

Broad Types of Epidemiology

DESCRIPTIVE EPI

- Examining the distribution of a disease in a population, and **observing** the basic features of its distribution in terms of **time, place, and person**. (try to formulate hypothesis, look into associations)
- Typical study design: community health survey; cross-sectional study, descriptive study

ANALYTIC EPI

- Testing a **specific hypothesis** about the relationship of a disease to a specific cause, by conducting an epidemiologic study that relates the **exposure** of interest to the **outcome** of interest (Cause-effect relationship).
- Typical study designs: cohort, case-control, experimental design

Basics of Descriptive Epidemiology

The three essential characteristics of disease we look for in descriptive epidemiology are:

- **PERSON**
- **PLACE**
- **TIME**

Personal Characteristics (whom)

- Age
- Gender
- Socio-economic status (education, occupation, income)
- Marital status
- Ethnicity/race/genetic profile
- Behavior / habits

Place (where ?)

- Geographically restricted or widespread (outbreak, epidemic, pandemic)? Off-shore (tsunami...)
- Climate effects (temperature, humidity, combined effects..)
- Urban / sub-urban-squatter / rural
- Relation to environmental exposure (water, food supply, etc)
- Multiple clusters or one?

Time (when ?)

- Changing or stable?
- Clustered (epidemic) or evenly distributed (endemic)
- Time-trends: Point source, propagated, seasonal, combinations

Disease Transmission



Disease Transmission

- **Fomites:** inanimate objects that serve as a role in disease transmission.
 - Pencils, pens, doorknobs, infected blankets
- **Vector:** any living non-human carrier of disease that transports and serves the process of disease transmission.
 - Insects: fly, flea, mosquito; rodents; deer
- **Reservoirs:** humans, animals, plants, soils or inanimate organic matter (feces or food) in which infectious organisms live and multiply.
 - Humans often serve as reservoir and host
- **Zoonosis:** when a animal transmits a disease to a human.

Disease Transmission

- **Carrier**: one that spreads or harbors an infectious organism
 - Some carriers may be infected and not be sick. e.g. Typhoid Mary
 - **Mary Mallon** (1869 – 1938) was the first person in the United States to be identified as a healthy carrier of typhoid fever. Over the course of her career as a cook, she infected 47 people, three of whom died from the disease. Her notoriety is in part due to her vehement denial of her own role in spreading the disease, together with her refusal to cease working as a cook. She was forcibly quarantined twice by public health authorities and died in quarantine. It is possible that she was born with the disease, as her mother had typhoid fever during her pregnancy.

Disease Transmission

- **Active carrier**: individual exposed to and harbors a disease-causing organism.
- **Convalescent carrier**: exposed to and harbors disease-causing organism (pathogen) and is in the recovery phase but is still infectious.
- **Healthy carrier**: exposed to and harbors pathogen, has not shown any symptoms.
- **Incubatory carrier**: exposed to and harbors a disease and is in the beginning stages of the disease, showing symptoms, and has the ability to transmit the disease
- **Intermittent carrier**: exposed to and harbors disease and can intermittently spread the disease
- **Passive carrier**: exposed to and harbors disease causing organism, but has no signs or symptoms

Modes Disease Transmission

- Modes of disease transmission
 - methods by which an agent can be passed from one host to the next
 - or can exit the host to infect another susceptible host (either person or animal)
- Two general modes
 - direct
 - indirect

Modes Disease Transmission

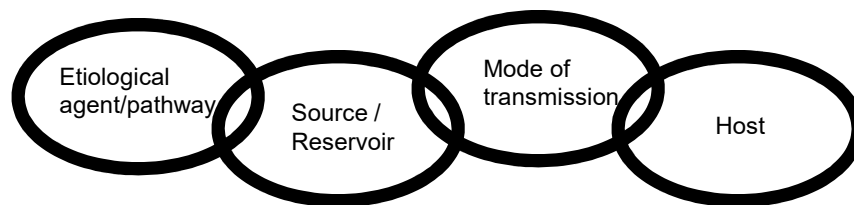
- **Direct transmission** or person to person
 - Immediate transfer of the pathogen or agent from a host/reservoir to a susceptible host
 - Can occur through direct contact such as touching contaminated hands, kissing or sex
- **Indirect transmission**
 - pathogens or agents are transferred or carried by some intermediate item or organism, means or process to a susceptible host
 - done in one or more following ways:
 - airborne, waterborne, vehicleborne, vectorborne

Modes Disease Transmission

- **Indirect transmission**
 - Airborne
 - Droplets or dust particles carry the pathogen to the host and infect it
 - Sneezing, coughing, talking all spray microscopic droplets in the air
 - Waterborne
 - Carried in drinking water, swimming pool, streams or lakes used for swimming. Examples: cholera
 - Vehicleborne
 - Related to fomites
 - Vectorborne
 - A pathogen uses a host (fly, flea, louse, or rat) as a mechanism for a ride or nourishment; this is **mechanical transmission**
 - **biological transmission** is when the pathogen undergoes changes as part of its life cycle, while within the host/vector and before being transmitted to the new host.

Chain of Transmission

- Close association between the triangle of epidemiology and the **chain of transmission**
- Disease transmission occurs when the **pathogen** or agent leaves the **reservoir** through a **portal or exit** and is spread by one of several **modes of transmission**.
- Breaks in the chain of transmission will stop the spread of disease



Levels of Disease

❖ Diseases have a range of seriousness, effect, duration, severity, and extent
Classified into 3 levels:

- **Acute** relatively severe, of short duration and often treatable
 - usually the patient either recovers or dies
- **Subacute** intermediate in severity and duration, having some acute aspects to the disease but of longer duration and with a degree of severity that detracts from a complete state of health
 - Patient expected to eventually heal
- **Chronic** less severe but of long and continuous duration, lasting over a long time periods, if not a lifetime
 - Patient may not fully recover and the disease can get worse overtime
 - Life not immediately threatened, but may be over long term

Immunity and Immunization

- According to CDC, unless 80% or greater of the population is vaccinated, epidemics can occur.
- Three types of immunity possible in humans:
 - **Acquired Immunity** obtained by having had a dose of a disease that stimulates the natural immune system or artificially stimulating immune system.
 - **Active Immunity** body produces its own antibodies.
 - can occur through a vaccine or in response to having a similar disease
 - Similar to acquired
 - **Passive Immunity (natural passive)** acquired through transplacental transfer of a mother's immunity to diseases to the unborn child (also via breastfeeding).

- When there is little to no immunity within a population, the disease spreads quickly.




FIGURE 2.8 Diagram of a population, showing a low immunization level which falls short of protecting individuals within the group.

Herd Immunity

- the resistance a population or group (herd) has to the invasion and spread of an infectious disease




FIGURE 2.9 Diagram of a population showing a high level of immunizations within the group so that it affords a good level of protection to most of the individuals within the group.

Investigating an Outbreak



37

Outbreak Investigation

Ten steps are involved in outbreak investigations, including



1. establishing the existence of an outbreak
2. preparing for fieldwork
3. verifying the diagnosis
4. defining and identifying cases
5. using descriptive epidemiology
6. developing hypotheses
7. evaluating the hypotheses
8. refining the hypotheses
9. implementing control and prevention measures
10. communicating findings

38